

Diagnosis

The Semi di Lino Diagnosis is a complete and highly professional exclusive process where **the scalp and hair are evaluated** to identify the different needs. This allows the client to receive a completely personalized beauty regimen **to achieve the desired look**.

DESIRED LOOK

Does your customer want big hair?
Do they have thin or flat hair?


Does your client want to tame their rebel hair to achieve a perfectly smooth look?

Does your client want a look that enhances their curly or wavy hair?

Does your client want to prolong the intensity and shine of their blonde or silver hair color while neutralizing unwanted yellow tones?

Does your client want to prolong the intensity and shine of their brown or dark hair color while neutralizing unwanted orange tones?

**FINE HAIR VOLUME**

**REBEL HAIR SMOOTH**

**CURLY AND WAVY HAIR CURLS**

**BLONDE AND SILVER HAIR BLONDE**

**BROWN AND DARK HAIR BRUNETTE**












SCALP DIAGNOSIS


Is your client's hair experiencing **thinning, weakness and lacking body**? Is your client seeing unusual hair shedding on the pillow?


Does your client suffer from **scalp peeling**? (check that a styling product has not been applied after the last shampoo).


How many times a week does your client need to wash their hair? When does she last wash her hair? Does your client's scalp suffer from **excess sebum**?


Does your client's scalp suffer from **redness**? Does your client have an **itchy and sensitive** scalp?


**HAIR LOSS RENEW**

**HAIR WITH DRY AND OILY DANDRUFF REBALANCE**


**OILY SKIN REBALANCE**

**SENSITIVE SKIN RELIEF**









FIBER DIAGNOSIS

First, wash at least one section of hair with a shampoo for normal hair*, without applying any treatment.
*Eg. SEMI DI LINO DIAMOND Illuminating Low Shampoo

Carry out the **Combability Test**: take a strand of hair 1 or 2 cm from the top of the head. Start to untangle the hair using a fine-tooth comb.


If the comb does not reach the bottom of the hair in the first three strokes of comb, but needs further combing, then it is **DRY OR DAMAGED HAIR**.


If the comb reaches the bottom of the hair in the first three strokes of comb, then it is **NORMAL HAIR**.


If hair does not stretch more than 10% and does not break, then it is **DRY, UNDAMAGED HAIR**.


Carry out the **Resistance Test**: pull the ends of 3/5 of your damp hair with your fingers.


If hair breaks immediately or stretches more than 10%, then it is **VERY DAMAGED HAIR**.


**NORMAL HAIR DIAMOND**

**DRY HAIR MOISTURE**

**DAMAGED HAIR RECONSTRUCTION**

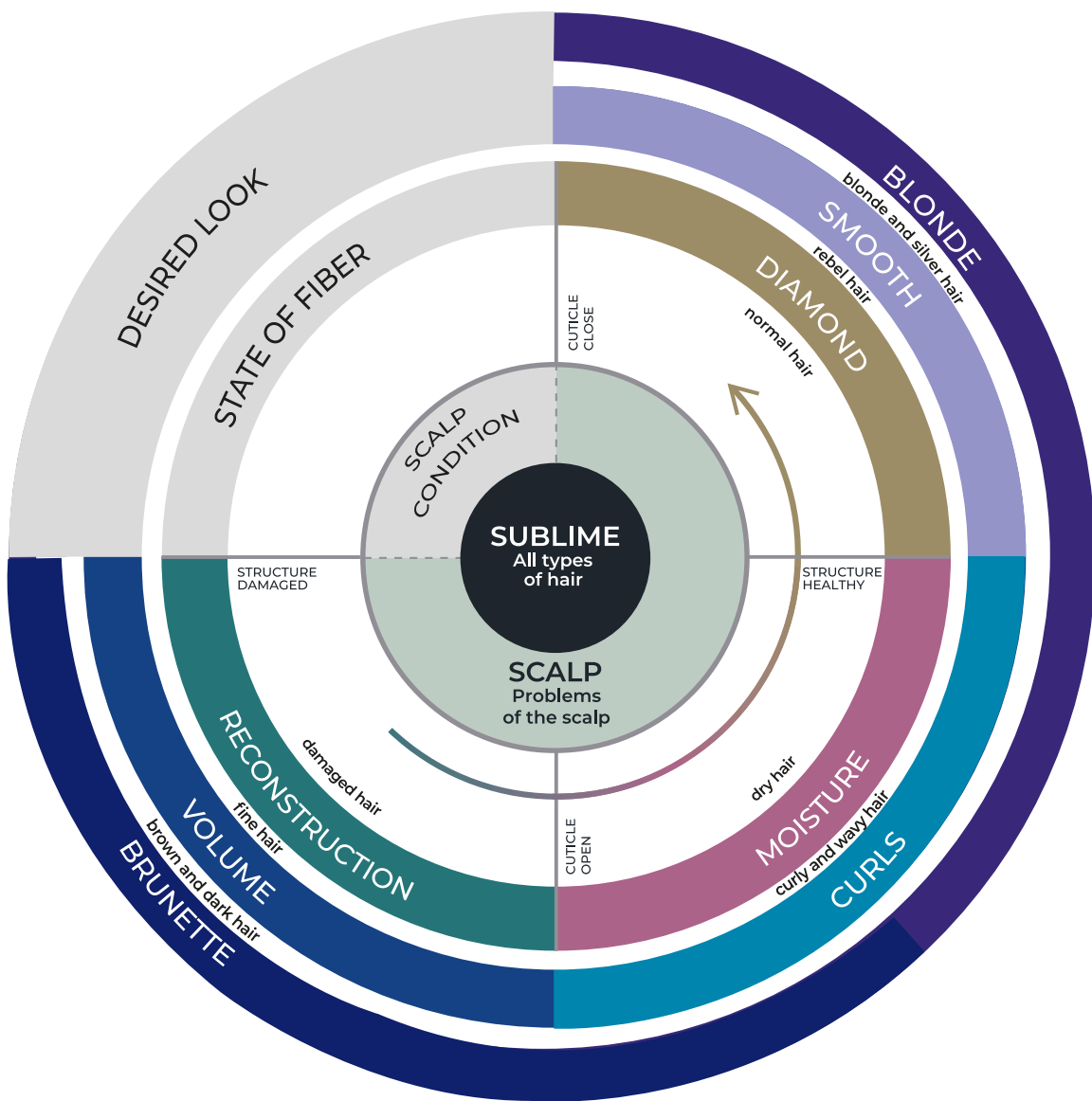






The treatment paths


The result of the diagnosis allows you to determine the specific services needed for a personalized regime to **restore the scalp and hair fiber to its optimal state and to reach the desired look**.



Beauty protocol
1 method,
3 steps

1 method, 3 steps

The Semi di Lino beauty menu that reveals authentic hair beauty. With the benefit of virtual diagnosis, we can quickly identify a customized beauty routine for any hair type to achieve a desired look.





Scan the QR code and access the digital diagnosis.


DETOX
Hair preparation > Mud that purifies, scrub that exfoliates.
Objective > To return the hair to its natural beauty and prepare it to better receive the subsequent treatments.
Product > The mud rids the hair and scalp of toxins and pollutants; the scrub removes traces of impurities, dead cells and product residue.


CARE
Each to their own > Beauty at your fingertips with the right product.
Objective > Restore and enhance natural hair beauty.
Product > At each session, the stylist evaluates the condition of the scalp and hair and, considering the desired look, builds a personalized cleansing and treatment plan.


GLOSS
The final touch > The Cristalli Liquid, which enhances the radiant result; the Multi-benefit Oil, which hydrates, detangles and defines; the Smoothing Oil, which tames the hair and protects it from frizz.
Objective > To maintain the beauty of the hair over time and to magnify its radiance.
Product > Three different Cristalli Liquid and two oils, to be chosen according to the type of hair, for surprising and long-lasting results.


**1**


**2**


**3**


**SUBLIME Mud**


**SCALP Scrub**


**SCALP**


**DIAMOND**

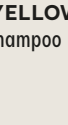
**MOISTURE**

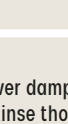
**RECONSTRUCTION**

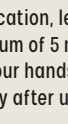
**SUBLIME**


**VOLUME**


**CURLS**


**SMOOTH**

**BLONDE**

**BRUNETTE**

**SUBLIME Cristalli Liquid**

**CURLS Oil**

**SMOOTH Oil**

Anti-Yellow Service

Specific service to enhance **blonde and silver hair, both natural and bleached**. It neutralizes unwanted yellow tones, reinvigorates the hair fiber and provides hydration for soft, shiny hair.

ANTI-YELLOW SERVICE					
	① DETOX	② CARE			③ GLOSS
PRODUCTS	SUBLINE Detoxifying Mud	CLEANSING	TREATMENT	LEAVE-IN	Most suitable crystal or oil according to: - hair thickness - desired texture
		Intense ANTI-YELLOW Low Shampoo	Most suitable treatment according to: - state of the fiber - desired texture	ANTI-YELLOW Spray	
HOW TO USE	Apply on damp hair. Leave on the hair for 10-15 minutes under a heat source, then rinse.	Distribute over damp hair and emulsify. Rinse thoroughly. Repeat application, leaving on for a maximum of 5 minutes. Wash your hands thoroughly after use.	Follow the instructions to mix with Pigments Violet Ash .21 depending on color condition.	Spray the product onto damp hair and distribute evenly with a comb or brush.	Apply a few drops on damp or dry hair.
SERVICE DURATION 25-30 MINS					

Mixing with Pigments Violet Ash .21 for the Anti-Yellow service

Should the color require further anti-yellow treatment following cleansing, we recommend mixing Pigments Violet Ash.21 with the Semi di Lino treatment products.

MAINTAIN
Mixing ratio 20:1
(20 gr of Semi di Lino product: 1 gr of Pigments Violet Ash .21)

EMPHASIZE
Mixing ratio 20:2
(20 gr of Semi di Lino product: 2 gr of Pigments Violet Ash .21)

CORRECT
To correct unwanted yellow tones, use Pigments Violet Ash .21 with a mixing ratio starting from 20:2 until the desired result is achieved.

Anti-Orange Service

Specific service to enhance **brown and dark hair, both natural and treated**. It neutralizes unwanted orange tones and deeply nourishes and revitalizes the hair fiber for shiny, radiant hair.

ANTI-ORANGE SERVICE					
	① DETOX	② CARE			③ GLOSS
PRODUCTS	SUBLINE Detoxifying Mud	CLEANSING	TREATMENT	LEAVE-IN	Most suitable crystal or oil according to: - hair thickness - desired texture
		Intense ANTI-ORANGE Low Shampoo	Most suitable treatment according to: - state of the fiber - desired texture	Most suitable leave-in according to: - state of the fiber - desired texture	
HOW TO USE	Apply on damp hair. Leave on the hair for 10-15 minutes under a heat source, then rinse.	Distribute over damp hair and emulsify. Rinse thoroughly. Repeat application, leaving on for a maximum of 5 minutes. Wash your hands thoroughly after use.	Follow the instructions to mix with Pigments Ash .1 depending on color condition.	Follow the instructions for the leave-in selected.	Apply a few drops on damp or dry hair.
SERVICE DURATION 25-30 MINS					

Mixing with Pigments Ash .1 for the Anti-Orange service

Should the color require further anti-orange treatment following cleansing, we recommend mixing Pigments Ash .1 with the Semi di Lino treatment products.

MAINTAIN
Mixing ratio 20:2
(20 gr of Semi di Lino product: 2 gr of Pigments Ash .1)

EMPHASIZE
Mixing ratio 20:4
(20 gr of Semi di Lino product: 4 gr of Pigments Ash .1)

CORRECT
To correct unwanted orange tones, use Pigments Ash .1 with a mixing ratio starting from 20:2 until the desired result is achieved.